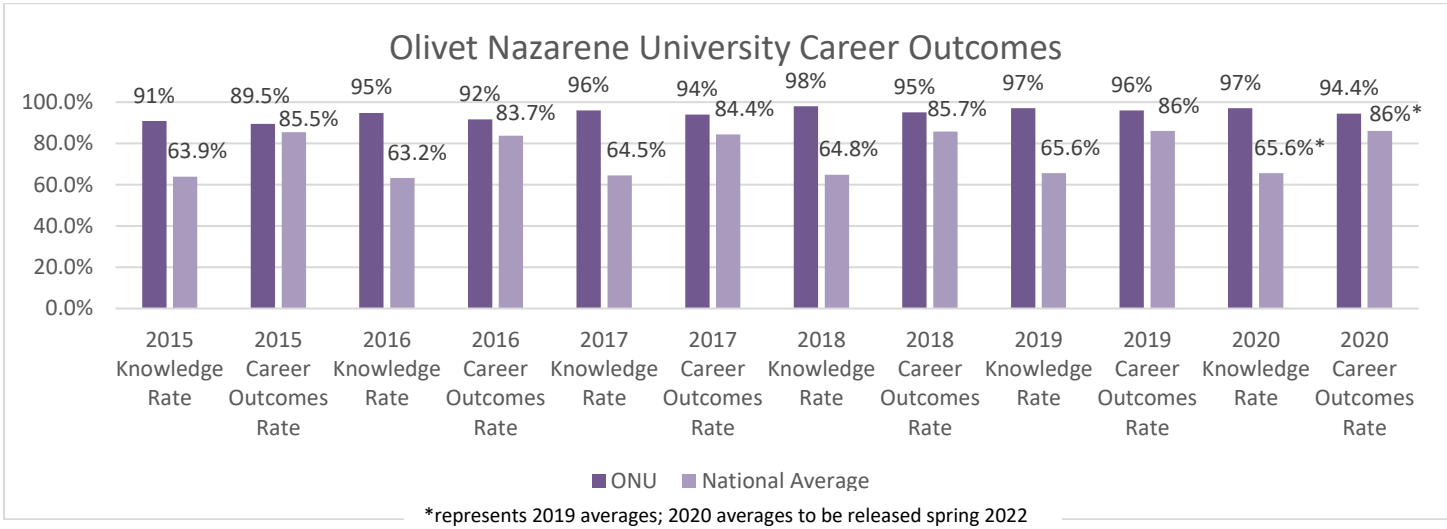


Career Outcomes – Olivet Nazarene University

Class of:	2020	2019	2018	2017	2016	2015
ONU Career Outcomes Rate¹ ↳ <i>National average</i>	94.4% ↳ TBA	96% ↳ 86%	95% ↳ 85.7%	94% ↳ 84.4%	92% ↳ 83.7%	89.5% ↳ 85.5%
ONU Knowledge Rate² ↳ <i>National average</i>	97% ↳ TBA	97% ↳ 65.6%	98% ↳ 64.8%	96% ↳ 64.5%	95% ↳ 63.2%	91% ↳ 63.9%
Total Graduates	598	613	597	612	560	575
Employed	77.2%	77.2%	78.8%	73.3%	71.6%	75.3%
Continuing education ↳ <i>Professional program</i> ↳ <i>Graduate program</i>	14.2% ↳ 12.2% ↳ 87.8%	16.0% ↳ 12.6% ↳ 87.4%	13.2% ↳ 14.3% ↳ 85.7%	16.5% ↳ 14.4% ↳ 85.6%	16.4% ↳ 16.1% ↳ 83.9%	11.3% ↳ 25.4% ↳ 74.6%
Service	1.0%	0.8%	1.0%	0.9%	2.3%	1.3%
Military	1.4%	1.5%	1.0%	2.6%	1.5%	1.5%
Seeking employment or continuing education	5.5%	4.0%	5.3%	6.1%	7.7%	10.5%
Not seeking	0.7%	0.3%	0.7%	0.7%	0.6%	0%

Note: Per NACE guidelines, the outcome category percentages exclude those listed as “not seeking” or “no info.”



This outcome data represents the entire graduating class of each respective year. Every year in April, traditional undergraduate seniors receive the ONU Senior Survey starting three weeks prior to graduation. As part of this survey, graduating seniors self-report their status for employment, continuing education, service, or the military. Termed “first destination” data, this outcome information for each graduating class is continually collected for six months through sources including graduate follow-up, updates from faculty, and online sources such as LinkedIn. Olivet Nazarene University follows the standards and protocols set by the National Association of Colleges and Employers (NACE)³ and reports this data to NACE each spring. The charts above represent Olivet Nazarene University’s career outcomes information as compared to the national average among US colleges and universities, as reported by NACE.

¹ Career Outcomes Rate is defined by NACE as the number of graduates who are in the employment, continuing education, service, or military service categories, divided by the number of students for whom an outcome is known (minus those identified as not seeking an outcome).

² Knowledge Rate is defined by NACE as the percentage of graduates for whom an outcome is known. It includes the sum of the employment categories (full-time, part-time), continuing education, service, military service, still seeking, or not seeking. It excludes those students for whom no information is known.

³ The National Association of Colleges and Employers (NACE) is the leading source of information on the employment of the college educated and forecasts hiring and trends in the job market; tracks starting salaries, recruiting and hiring practices, and student attitudes and outcomes; and identifies best practices and benchmarks.

OLIVET NAZARENE UNIVERSITY

CLASS OF 2020

CAREER OUTCOMES



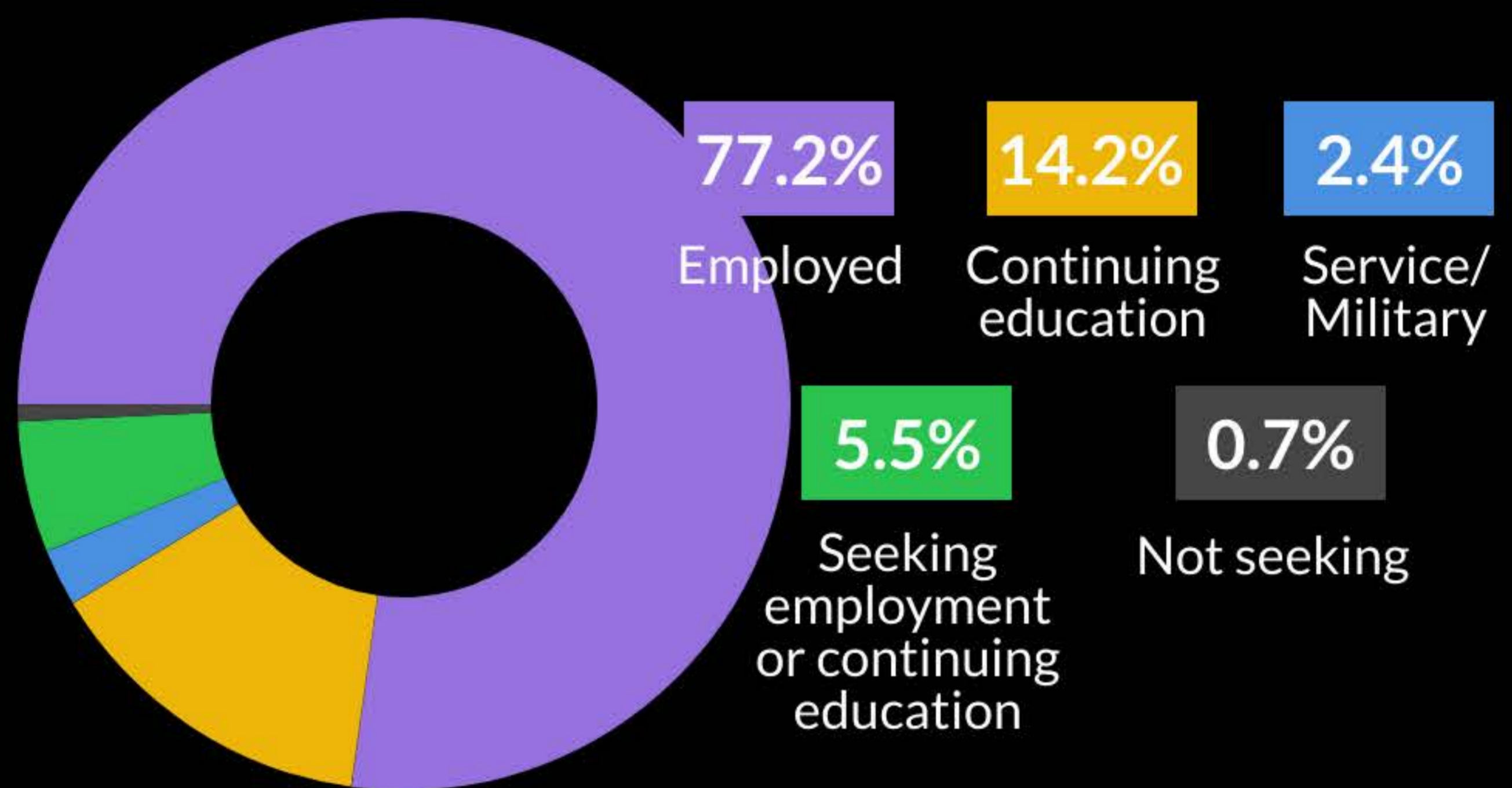
CAREER SERVICES

94.4%

CAREER OUTCOMES RATE

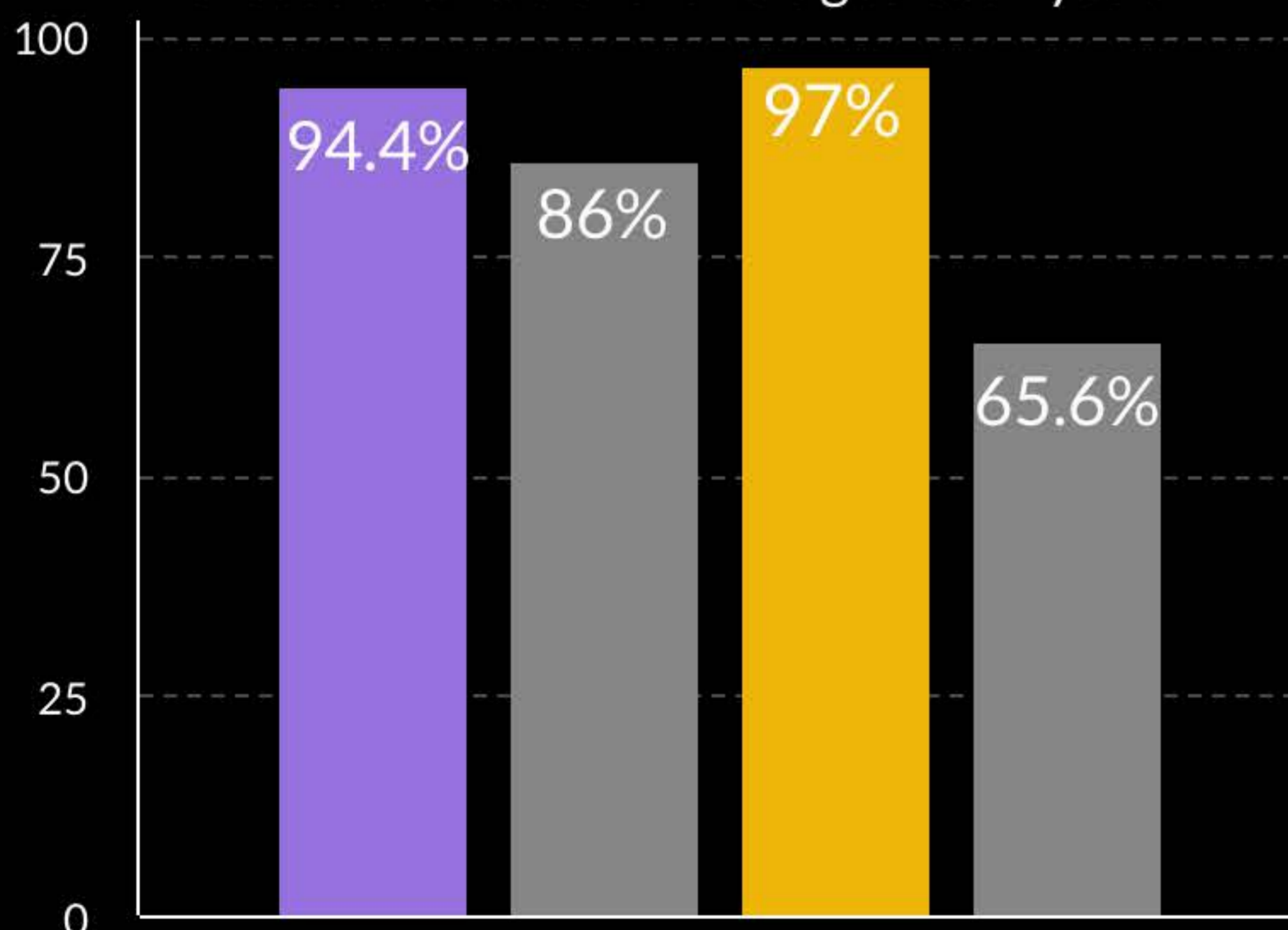
97%

KNOWLEDGE RATE



HOW DOES ONU COMPARE?

The 2020 career outcomes rate and knowledge rate for ONU continue to exceed the national averages each year.

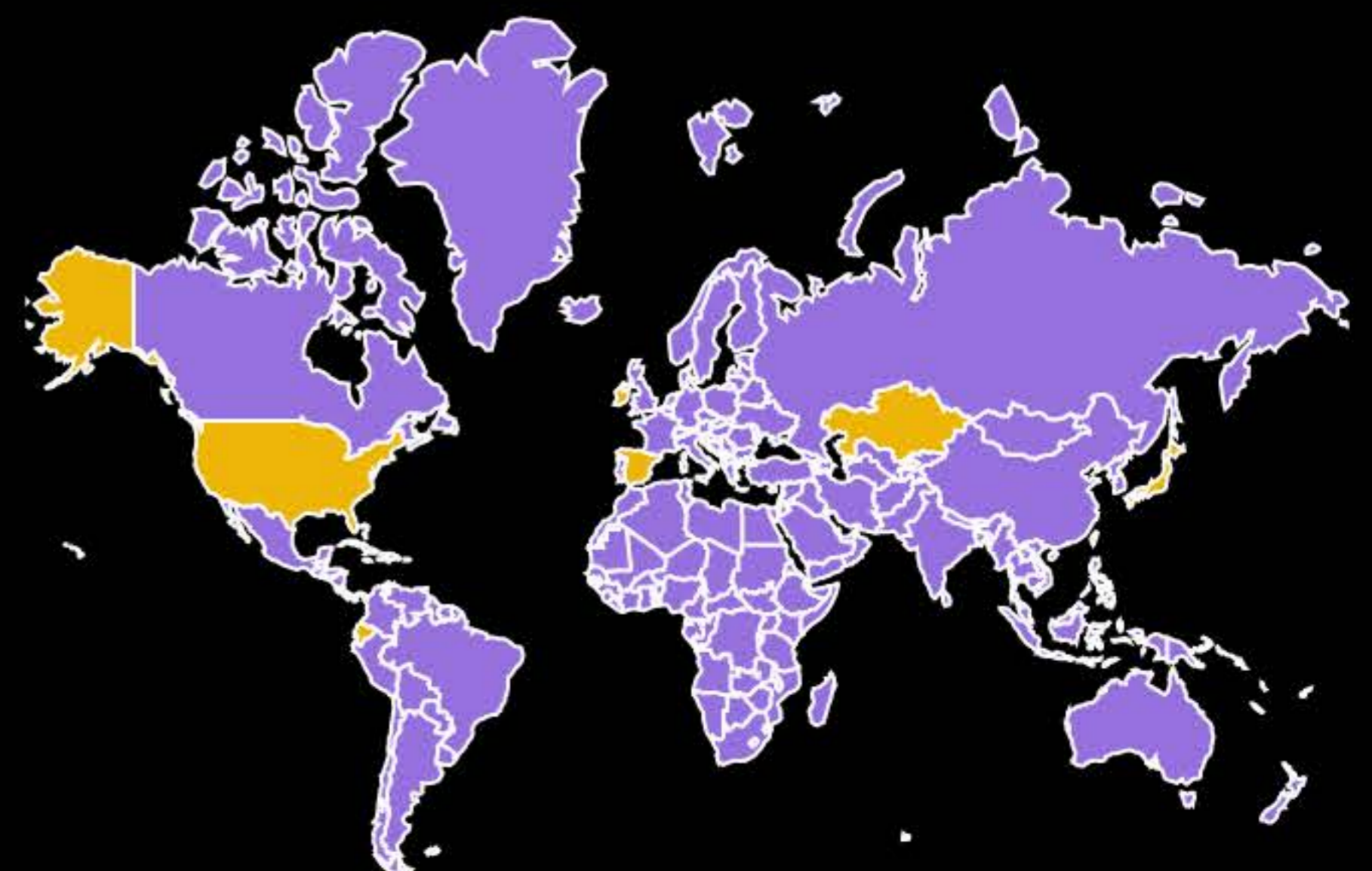


ONU vs. National Average

■ ONU Career Outcomes Rate ■ National Average
■ ONU Knowledge Rate ■ National Average

WHERE DID THE CLASS OF 2020 LAND?

Graduates from the Class of 2020 are located around the globe, including:



EMPLOYERS

Over 380 employers hired our 2020 graduates, including:

Abbott Laboratories
Air Traffic Control
Amazon
AMITA Health
Argonne National Laboratories
BAE Systems
Boeing
Bourbonnais Elementary School District 53
Brotherhood Mutual Insurance
Catholic Charities
Charles Schwab
Covance
CSL Behring
Cummins Engine Company
E2i, Inc.
Enterprise
Ernst & Young
Federal Reserve Bank of Chicago
General Motors
HR Support Pros
Indian Oaks Academy
Kankakee Community College
Kankakee School District 111
Milliman
MilliporeSigma
NerdWallet
Northrup Grumman
Northwestern Medicine
Olivet Nazarene University
OneCollective
OSF St. Francis Medical Center
Parkview Church of the Nazarene
Plante Moran
Randall Oaks Zoo
Riverside Healthcare
RTM Engineering Consultants
Rush Copley Medical Center
Shine.FM
State Farm
Tranquility Builders
United States Air Force, Army, Marines
Veritiv Corporation
Walt Disney World
Will County Sheriff's Department
Zonta International

GRADUATE SCHOOLS

2020 graduates are continuing their education at 53 different institutions, including:

Aurora University
Belmont University
Benedictine University
Bradley University
Burren College of Art
Concordia College
Corban University
Eastern Illinois University
Eastern Nazarene College
George Fox College
Governors State University
Grand Valley State University
Huntington University
Indiana State University
Indiana University School of Optometry
Lipscomb University
Mount Mary University
Mount St. Joseph University
Northern Illinois University
Nova Southeastern University
Olivet Nazarene University
Pacific University
Presbyterian College
Purdue University
Roosevelt University
Savannah College of Art and Design
Southern College of Optometry
Southern Illinois University
Southern New Hampshire University
St. George's University School of Medicine
University of Arkansas
University of Chicago
University of Findlay
University of Illinois at Chicago
University of Illinois at Urbana-Champaign
University of Kansas
University of Michigan-Flint
University of Minnesota
University of Nebraska-Lincoln
University of North Alabama
Wayne State University
Western Michigan University
Wheaton College
William Jessup University
Xavier University